

If you have any questions, please contact me at [jamie@teachmommyteach.com](mailto:jamie@teachmommyteach.com)

Thank you for downloading!

You May:

- use these resources in your own home or classroom for non-commercial use.
- print as many copies as you would like.
- share the website link, <https://teachmommyteach.com/>, where this printable can be found, so that others can download the file.

You May NOT:

- sell, give away, or share a printed copy. Each person should download separately and print.
- print out a copy for multiple teachers, as in an entire school, co-op, or other group. Each teacher should download separately and print.
- link directly to the pdf. Instead, link to the page on <https://teachmommyteach.com/> or <https://teacherspayteacher.com/> where you found the download.
- claim this or any part of this printable as your own.
- alter this printable and claim it as your own.
- host any of the files on your personal or other websites that can be shared with others.
- Upload this resource to any file sharing sites

Credits!! Thank you Speaking of Images and Open Clipart!



<https://www.teacherspayteachers.com/Store/Speaking-Of-Images>



<https://openclipart.org/>


# Rhyming Words Book 4: The Red Sled

## Pre-Reading Worksheets

Your child will practice *CVC* words; specifically the *-ed* word family. Your child will practice blends and the *SH* digraph. Your child will practice the high frequency word *your*.

Name: \_\_\_\_\_

On the next page, color the -ed as you say the sound each letter represents. Then cut out the pictures on this page. If the picture is an -ed word, glue it around the -ed that you colored on the next page. If it is not an -ed word, place it aside.


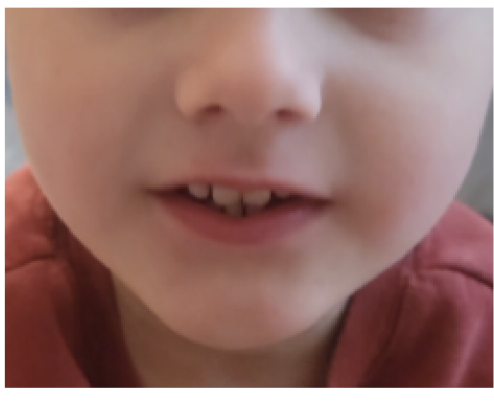


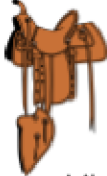



Thank you [openclipart.org](https://openclipart.org) for the wonderful clipart!

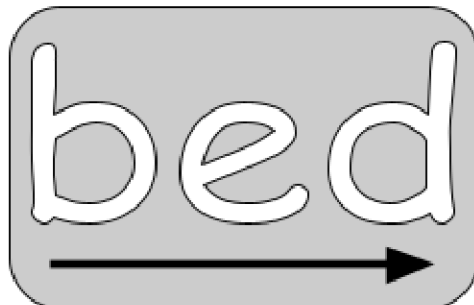
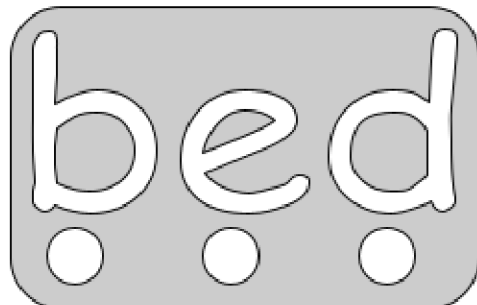
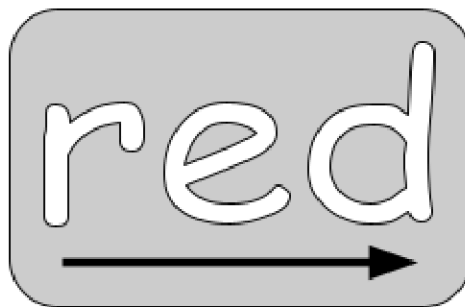
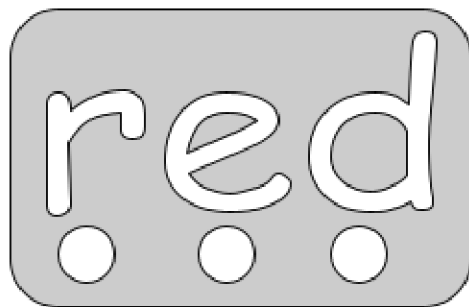
- e e d

Name: \_\_\_\_\_

This Bob Book reviews the ED word family. Practice saying the ED sounds.

	
short e	d
 	 
egg      bread      e ea	saddle      dinosaur      d dd ed

Practice sounding out the following ED words. Touch each dot and say the sound the letter(s) represent. Then, touching the arrow, put the sounds together to sound out the word. Circle the ED in each word.



Name: \_\_\_\_\_

Practice reading more ED words. Touch each dot and say the sound the letter(s) represent. Then, touching the arrow, put the sounds together to sound out the word.

Circle the ED in each word.

Ted

Ted

Fred

Fred

sled

sled

sped

sped

Can you think of another ED word? If you can, write it below.

\_\_\_\_\_

-----

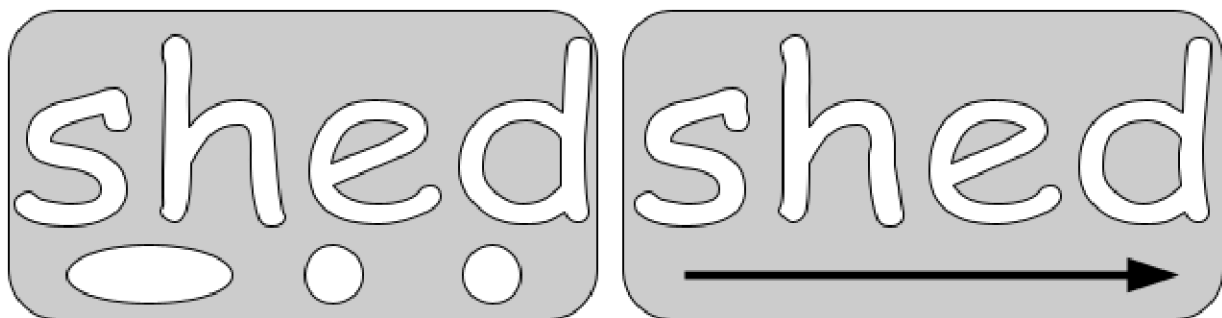
\_\_\_\_\_

Name: \_\_\_\_\_

When the letters S and H are together with S first and H last, they represent their own sound. It is the sound you say when you are trying to get another person to be quiet. Look at the picture of the mouth below, and practice saying the SH sound.




Sound out one more word in the ED word family.

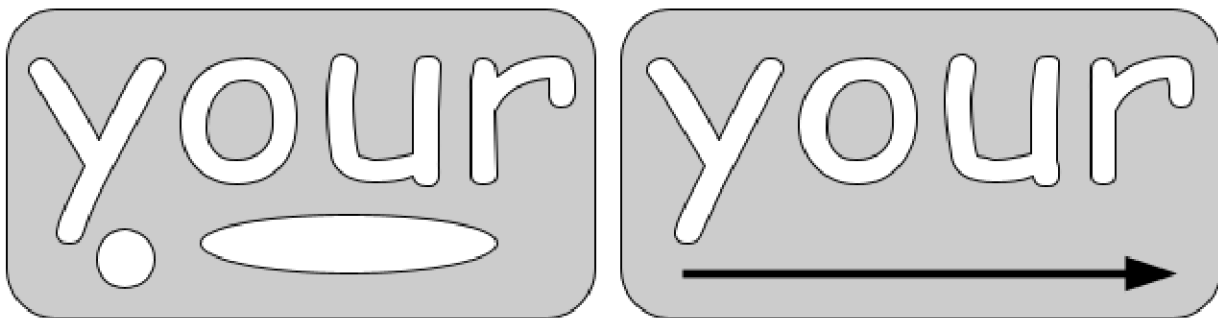


Name: \_\_\_\_\_

The letters OUR in the word YOUR represent the 'or' sound. Practice saying the or sound.



Practice sounding out the word YOUR.



Circle the word YOUR in the two questions below. Then have your grown-up help you read and answer the following questions.

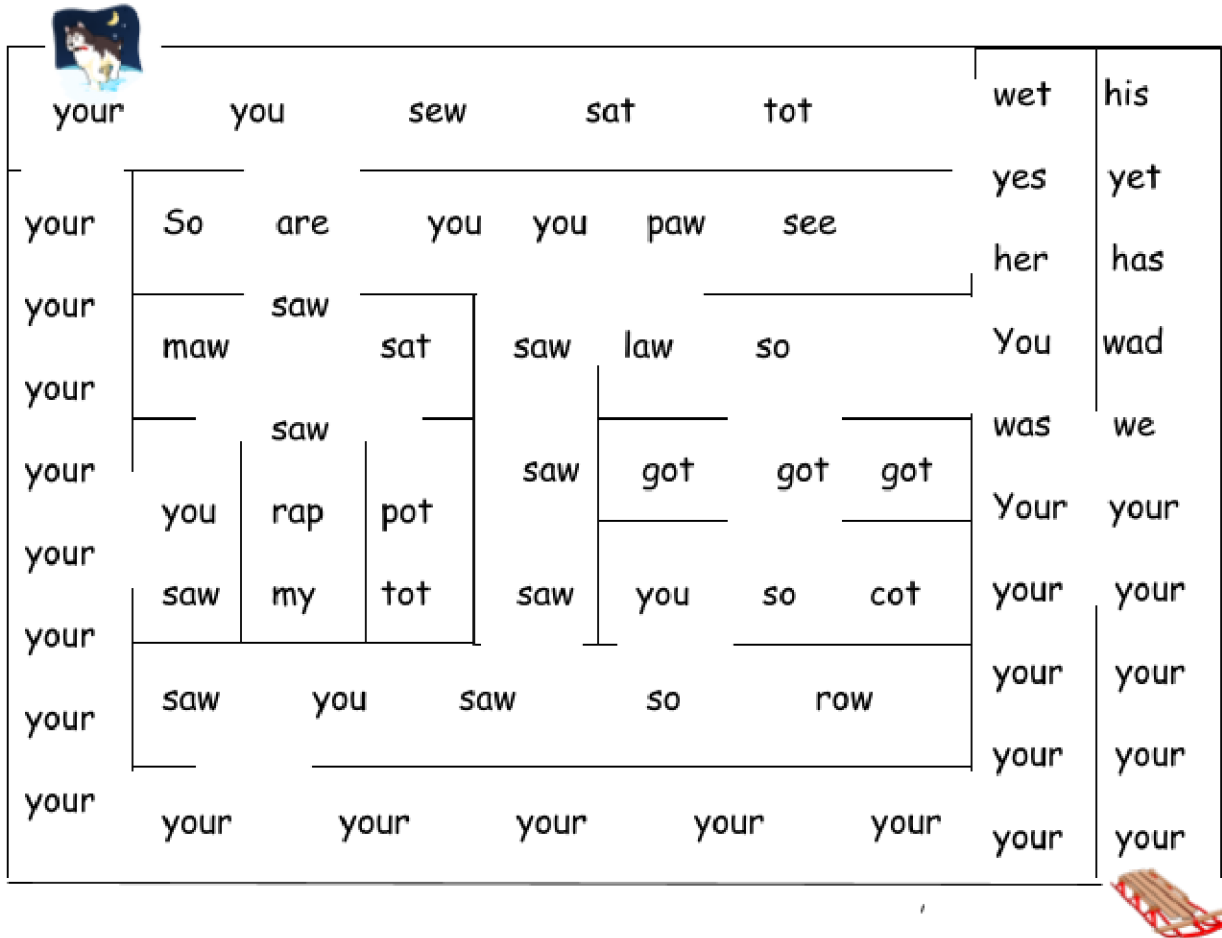
What is your favorite color? \_\_\_\_\_

What is your favorite food? \_\_\_\_\_





Name: \_\_\_\_\_

Let's practice the high frequency word YOUR. Help the dog find his sled by following the word YOUR through the maze.



The maze consists of a grid of words. The path starts at a dog icon in the top-left corner and ends at a red sled icon in the bottom-right corner. The path is formed by the word "your" repeated in various orientations within the grid.

	your	you	sew	sat	tot	wet	his	
your	So	are	you	you	paw	see	yes	yet
your	maw	saw	sat	saw	law	so	her	has
your	saw	rap	pot	saw	got	got	You	wad
your	you	my	tot	saw	you	so	was	we
your	saw	you	saw	so	row	got	Your	your
your	saw	you	saw	so	row	got	your	your
your	saw	you	saw	so	row	got	your	your
your	your	your	your	your	your	your	your	your



Did you know that YOUR and FOUR rhyme? Circle the same letters that represent the or sound in YOUR and FOUR below.

your

four

Rhyming Words Book 4:

The Red Sled

Extra Practice

Post-Reading Worksheets

Name: \_\_\_\_\_

Read the short story below. Then color the picture.

Your sled is in the shed. Go get your sled.  
Your dog is in the bed. Go get your dog.  
Your dog can pull the sled. Now, GO!!



Thank you [openclipart.org](https://openclipart.org) for the wonderful clipart!

# Rhyming Words Book 4:

## The Red Sled

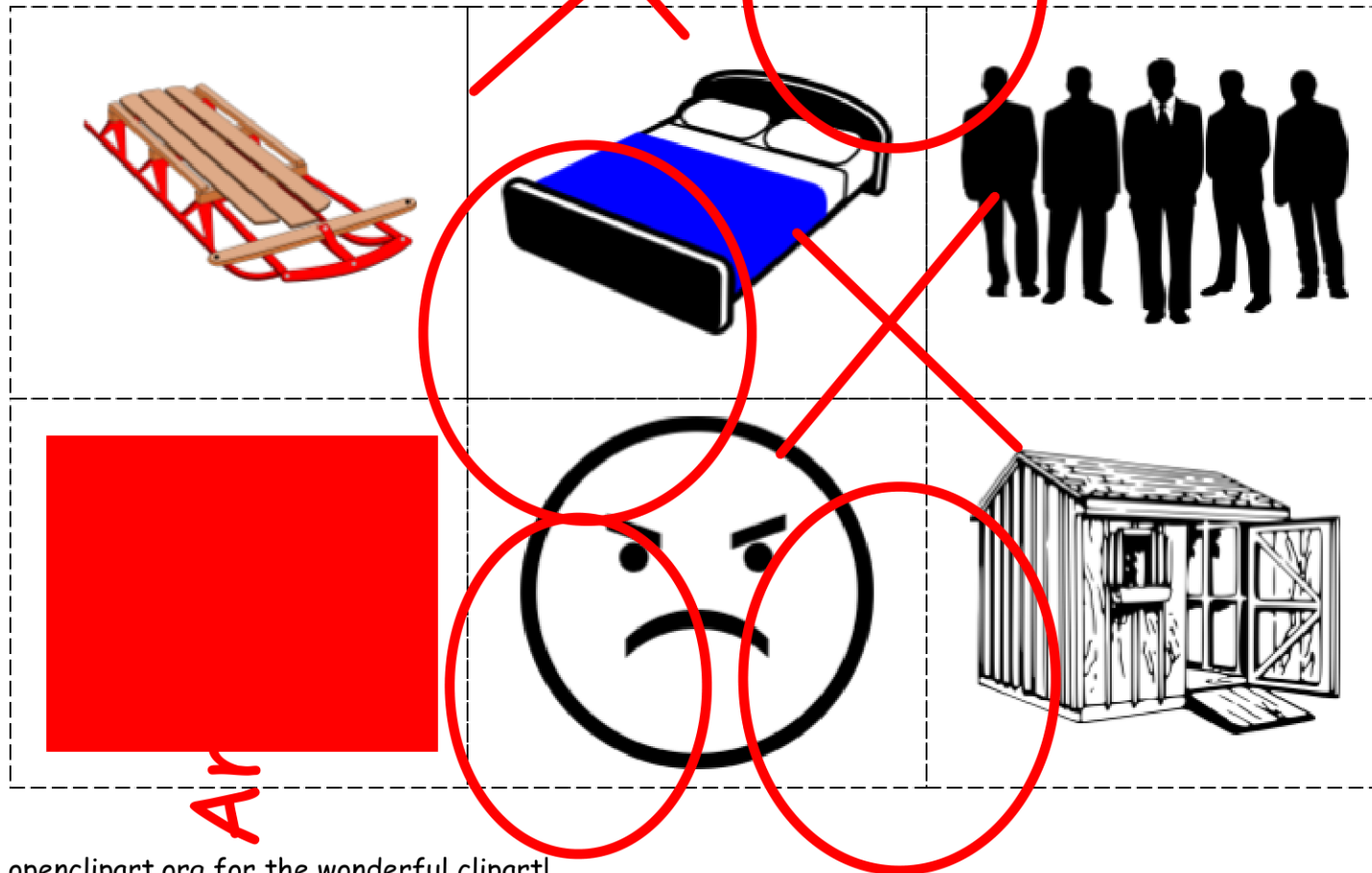
### Answers

## Pre-Reading Worksheets

Your child will practice *CVC* words; specifically the *-ed* word family. Your child will practice blends and the *SH* digraph. Your child will practice the high frequency word *your*.

Name: \_\_\_\_\_

On the next page, color the -ed as you say the sound each letter represents. Then cut out the pictures on this page. If the picture is an -ed word, glue it around the -ed that you colored on the next page. If it is not an -ed word, place it aside.




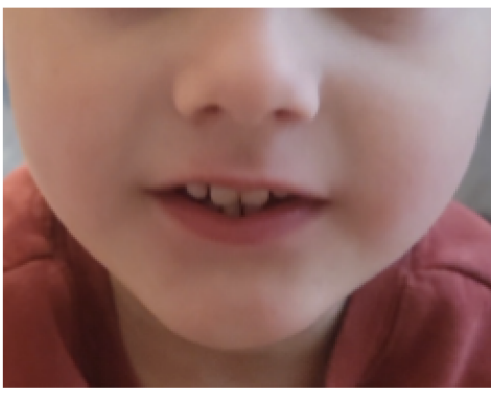


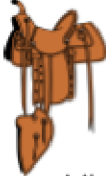

Thank you [openclipart.org](http://openclipart.org) for the wonderful clipart!

- eed





# Answers

Name: \_\_\_\_\_

This Bob Book reviews the ED word family. Practice saying the ED sounds.

			
short e		d	
 <p>egg</p>	 <p>bread</p>	 <p>saddle</p>	 <p>dinosaur</p>
		e ea  d dd ed	



Practice sounding out the following ED words. Touch each dot and say the sound the letter(s) represent. Then, touching the arrow, put the sounds together to sound out the word. Circle the ED in each word.

Name: **Answers**

Practice reading more ED words. Touch each dot and say the sound the letter(s) represent. Then, touching the arrow, put the sounds together to sound out the word.

Circle the ED in each word.



Can you think of another ED word? If you can, write it below.

led

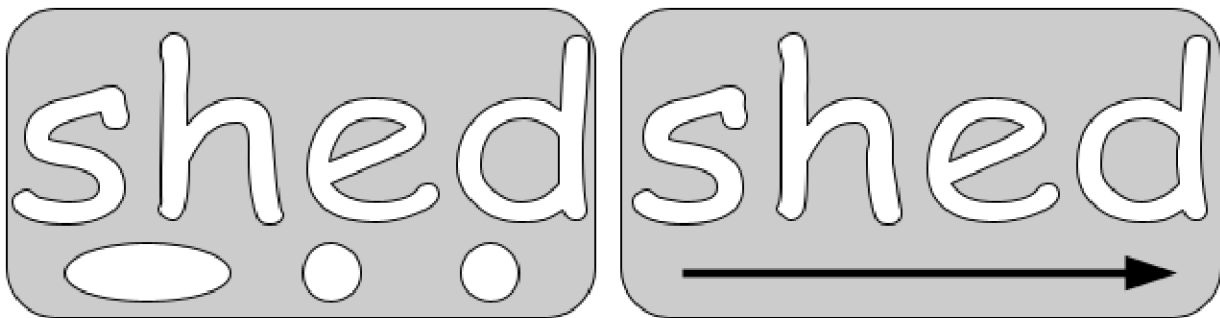


Name: Answers

When the letters S and H are together with S first and H last, they represent their own sound. It is the sound you say when you are trying to get another person to be quiet. Look at the picture of the mouth below, and practice saying the SH sound.




Sound out one more word in the ED word family.

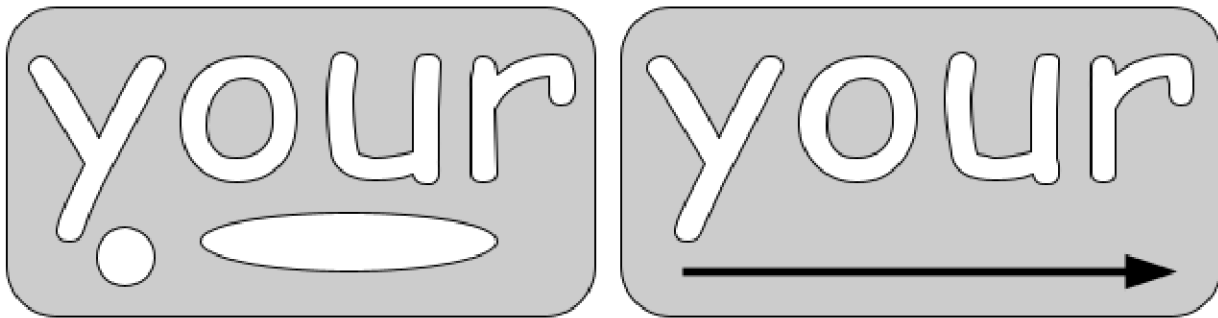


Name:           **Answers**          

The letters OUR in the word YOUR represent the 'or' sound. Practice saying the or sound.



Practice sounding out the word YOUR.



Circle the word YOUR in the two questions below. Then have your grown-up help you read and answer the following questions.

What is your favorite color? \_\_\_\_\_

What is your favorite food? \_\_\_\_\_

# Answers

Name: \_\_\_\_\_

Let's practice the high frequency word YOUR. Help the dog find his sled by following the word YOUR through the maze.

Did you know that YOUR and FOUR rhyme? Circle the same letters that represent the or sound in YOUR and FOUR below.

**your**

**four**

Rhyming Words Book 4:

The Red Sled

**Answers**

Extra Practice

Post-Reading Worksheets

Name: Answers

Read the short story below. Then color the picture.

Your sled is in the shed. Go get your sled.  
Your dog is in the bed. Go get your dog.  
Your dog can pull the sled. Now, GO!!



Thank you [openclipart.org](https://openclipart.org) for the wonderful clipart!